



SAN JOSÉ
UNIFIED
SCHOOL DISTRICT

Almaden Valley Community Association


March 13, 2017

Kimberly Meek
Board Member
Trustee Area 5

408-613-4330
kmeek@sjusd.org

San José Unified Fast Facts

At A Glance



Nancy Albarrán
Superintendent

VISION

All San José Unified School District students are inspired and prepared to succeed in a global society.

MISSION

Eliminate the opportunity gap and provide every student with the finest 21st education.



2012-2017 Strategic Plan Objectives

1. Provide a high quality and comprehensive instructional program.
2. Ensure students, staff, parents and community are both satisfied and engaged.
3. Demonstrate effective, efficient and exemplary practices in all divisions, departments, and schools.
4. Attract and recruit, support and retain a highly effective and diverse workforce.
5. Align resources to the strategic plan and equity policy and demonstrate cost effective budget management.

KEY FIGURES



31,000+

K-12 students

3000+ employees

53% Hispanic/Latino

24% White

15% Asian

46% qualify for free or reduced lunch

17K+ lunches served everyday

350M annual budget

SCHOOL PROGRAMS



- Two-way bilingual immersion
- International Baccalaureate (IB)
- Project Lead the Way
- Project based learning
- 26 different Advanced Placement (AP) courses
- Visual and performing arts
- Blended Learning, Mock Trial, Robotics, Athletics
- Young families program
- Continuation high School



22 CA Distinguished Schools, 9 National Blue Ribbon Schools and 1 CA Gold Ribbon School



STUDENT PERFORMANCE

- Progress measured by 11 Key Performance Measures, from early literacy to college and career success
- Continued progress in 2015-2016 school year including
 - ❖ 13% point increase in 2nd graders at/above grade level
 - ❖ AP and IB classes increased by 9% for low income and 7% for Hispanic/Latino students
- 2014-2015 testing
 - ❖ Average SAT score is 1591 compared to 1473 in state
 - ❖ Average ACT score 23 compared to 22 in state
- 2016 CAASPP Results
 - ❖ ELA 54% met/exceeded compared to state 49%
 - ❖ Math 42% met/exceeded compared to state 37%


San José Unified School Board




Teresa Castellanos
Trustee Area 1



Susan Ellenberg
Trustee Area 2



Pamela Foley
Trustee Area 3



Paymon Zarghami
Trustee Area 4



Kimberly Meek
Trustee Area 5



Trustee Area 5 Schools

Williams Elementary
Graystone Elementary
Simonds Elementary
Los Alamitos Elementary

Bret Harte Middle
Castillero Middle
Leland High

Allen@Steinbeck (K-8)

Measures H and Y

Approved by voters in 2012 and 2016

Measure H – 2012 Bond

290 million in general obligation bonds

Purpose to improve energy efficiency, keep schools clean and well-maintained, modernize science facilities and classrooms, upgrade classroom technology and improve safety and security

Citizens Oversight committee in place

Issuance

\$98,280,000 issued in January 2013

\$85,000,000 issued in January 2015

Two additional issues planned

Measure Y – 2016 Parcel Tax

\$72 per parcel for 8 years, starting July 1 2017
exemptions for those 65+, receiving SSI disability and those below 250% of the federal poverty level

Citizens Oversight committee will be created

Estimated 5M per year in revenue to

(1) maintain and improve core academic programming in reading, writing, math, arts, and science; (2) improve programs to prepare students for college and 21st-century careers; (3) attract and retain high performing teachers and educational staff. *Not to be used for District office administrators' salaries, pensions or benefits.*

Measure H Funds at Work

Local Projects

At various stages of completion – district wide safety and security (locks, gates, cameras), solar and shade structures, modernization (paving, painting, Airedale replacements)

- Williams Elementary - Airedale replacement
- Graystone Elementary – projectors, paving, Airedale replacement, playground modernization
- Simonds Elementary – playground modernization, Airedale replacement, paving maintenance, backpack hooks, projectors
- Los Alamitos Elementary – Airedale replacement, playground pending
- Allen@Steinbeck (K-8) – paving, lighting, painting, Airedale replacement
- Bret Harte Middle – lighting, Airedale replacement, paving maintenance
- Castillero Middle – paving, lighting, Airedale replacement
- Leland High – Renovation of career center and computer lab, counseling center expansion, signage, furniture, lighting, painting, Airedale replacement, paving maintenance, field maintenance

Budgeting

Local Control and Funding

Enacted by California State Legislature in 2013-2014

Replaced a 40 year funding system

Intention was to allow local control, eliminate mandatory (categorical) spending and recalculate how funds were distributed – it did NOT increase the overall spend in education

Funding starts with a base grant per average daily attendance with additional allocations for the number of students in K-3 and to support career technical education as well as disadvantaged students defined as English learners, low income and foster youth)

Per pupil average at SJUSD is 9k

The Local Control Accountability Plan (LCAP) LCAP is the annual process and document that explains the SJUSD

1. Prior year progress against goals
2. 3-year goals and action plans
3. Process to engage parents, community, staff and students in the development of the plan

The plan should clearly explain how the planned actions and budget allocations will meet the state and District priority areas.

www.sjUSD.org/community/lcap/

New California School Dashboard

Field test starting this week

Supports local control and funding formula

Multiple measures of student success to provide a fuller picture of progress

8 state indicators including test scores, graduation rates, career and college readiness, English learner progress and suspension rates)

Not all indicators roll out right away

Measures current performance and improvement over time resulting in 5 color-coded performance levels for each indicator

Additional details (and video) on California Department of Education website
[\(www.cde.ca.gov/ta/ac/cm/\)](http://www.cde.ca.gov/ta/ac/cm/)

Table 3: Five-by-Five Color Coded Table

Level	Declined Significantly (Change)	Declined (Change)	Maintained (Change)	Increased (Change)	Increased Significantly (Change)
Very High (Status)	Yellow	Green	Blue	Blue	Blue
High (Status)	Orange	Yellow	Green	Green	Blue
Medium (Status)	Orange	Orange	Yellow	Green	Green
Low (Status)	Red	Orange	Orange	Yellow	Yellow
Very Low (Status)	Red	Red	Red	Orange	Yellow

Performance = Status
 Improvement = Change

The Future of our Schools

Almaden Valley and San José Unified

Student performance

Formalized Computer Science curriculum

Parent engagement

Accelerated learning opportunities

Quality teacher recruitment, training and retention is essential!



Speak up – your voice matters!

go.sjUSD.org/townhall0916

Include comments